






# Lightnovo Accessories Catalogue

Catalogue of accessories for Lightnovo Raman spectrometers and microscopes



# Measurement Probes

Product Code	Accessory	Description / Specifications	Notes / Compatibility	Image
AcSp03vSdp	<b>Short distance probe variable</b>	NA 0.64, WD 0–2500 $\mu\text{m}$	Requires tool for adjustment	
AcSp03vSMdP	<b>Middle distance probe</b>	NA 0.2, WD 10 mm	Graduated adjustable collar	
AcSp03vLdP	<b>Long distance probe</b>	NA 0.1, WD 25 mm	Graduated adjustable collar	
AcSp03vUni	<b>Universal probe</b>	NA 0.2, WD 10 mm	Graduated adjustable collar	
AcSp03vCP1	<b>Contact probe variable</b>	NA 0.6, WD 0–300 mm	Sapphire window. Graduated continuously variable adjustment, major marks at 50 $\mu\text{m}$ and minor marks at 10 $\mu\text{m}$	

Product Code	Accessory	Description / Specifications	Notes / Compatibility	Image
AcSp03vSdpV	<b>Short probe variable</b>	NA 0.6, WD 0–300 $\mu\text{m}$	Without Sapphire window. Graduated continuously variable adjustment, major marks at 50 $\mu\text{m}$ and minor marks at 10 $\mu\text{m}$	
AcSp03vCP2	<b>Contact probe fixed</b>	NA 0.6, WD 10 $\mu\text{m}$ , PSF 10 $\mu\text{m}$	Without Sapphire window	
AcSp03vCP3	<b>Contact probe fixed</b>	NA 0.6, WD 50 $\mu\text{m}$ , PSF 15 $\mu\text{m}$	Without Sapphire window	
AcSp03vCP4	<b>Contact probe fixed</b>	NA 0.6, WD 100 $\mu\text{m}$ , PSF 20 $\mu\text{m}$	Without Sapphire window	
AcSp03vCP5	<b>Contact probe adjustable</b>	NA 0.6, WD 0–2500 $\mu\text{m}$	Sapphire window Requires tool for adjustment	
	<b>Tool for probe adjustment</b>	n/a		



## Probe Extenders

Product Code	Accessory	Description / Specifications	Notes / Compatibility	Image
AcSp03vExt	<b>Probe extender</b>	80 mm extension	For LN spectrometers	
AcSp03vExt2	<b>Probe extender</b>	160 mm extension	For LN spectrometers	



## Measurement Adaptors

Product Code	Accessory	Description / Specifications	Notes / Compatibility	Image
AcSp03vVsm	<b>Vial adaptor (side measurement)</b>	Side measurement of vials	Class 1	Coming soon
AcSp03vVbm	<b>Vial adaptor (bottom measurement)</b>	Bottom measurement of vials	Class 1	Coming soon



## Calibration Tools

Product Code	Accessory	Description / Specifications	Notes / Compatibility	Image
AcSp03vCal	<b>Calibration tool with polystyrene</b>	Reference cap	Fits middle/long/universal probes	
AcSp03vCal2	<b>Calibration tool with calcite</b>	Reference cap	Fits middle/long/universal probes	

## Thread Adaptors for Spectrometers

Product Code	Accessory	Description / Specifications	Notes / Compatibility	Image
AcSp03vAdM27	<b>M27/0.75 thread adaptor</b>	For Zeiss objectives	It requires the threads M27&M25 for microscope objectives. It also requires the flannet to connect to the spectrometer	
	<b>Flannet</b>	For Spectrometers probes	It should always be delivered with the instrument	

# Sample Handling & Protection

Product Code	Accessory	Description / Specifications	Notes / Compatibility	Image
AcSp03vCov	Probe cover	Fits middle/long/ universal probes		
AcSp03vDtips	Disposable probe tips	Box of 30	Compatible with the contact and short probes	



# Microscope Adaptors

Product Code	Accessory	Description / Specifications	Notes / Compatibility	Image
AcMic03vAdMag	<b>Magnetic adaptor M27/0.75</b>	For LN microscopes		
AcMic03vAdRMS	<b>RMS adaptor</b>	For Olympus objectives		
AcMic03vAdM25	<b>M25/0.75 adaptor</b>	For Nikon objectives		





# Microscope Objectives

Product Code	Accessory	Description / Specifications	Notes / Compatibility	Image
AcMic03v10x	10× objective	Checked for Raman spectroscopy	Zeiss 400–1000 nm	
	10× objective	Checked for Raman spectroscopy	Olympus	
AcMic03v20x	20× objective	Checked for Raman spectroscopy	Zeiss 400–1000 nm	
AcMic03v50x	50× objective	Checked for Raman spectroscopy	Olympus 400–1000 nm	
AcMic03v100xZ	100× objective	Checked for Raman spectroscopy	Zeiss 400–1000 nm	
AcMic03v100xO	100× objective	Checked for Raman spectroscopy	Olympus 600–1200 nm	Coming soon



## Other Accessories for Spectrometer

Product Code	Accessory	Description / Specifications	Notes / Compatibility	Image
AcmRs03vBelt	<b>Belt holster</b>	For miniRaman spectrometer		
AcmRs03vDock	<b>Charging dock</b>	For miniRaman spectrometer		

# Transport Cases

Product Code	Accessory	Description / Specifications	Notes / Compatibility	Image
Case03vmRsM	<b>Carry case</b>	miniRaman & miniRaman PRO spectrometer	Spectrometer, USB & probe set	 
Case03vRGs	<b>Carry case</b>	RG handheld configuration spectrometer	Spectrometer, USB & full probe set	 

# Stages

Product Code	Accessory	Description / Specifications	Notes / Compatibility	Image
	<p><b>Manual Focusing Stages</b></p>	<p>miniRaman &amp; miniRaman PRO spectrometer</p>	<p>Spectrometer, USB &amp; probe set</p>	
	<p><b>Manual Focusing Stages</b></p>	<p>RG handheld configuration spectrometer</p>	<p>Spectrometer, USB &amp; full probe set</p>	



## Contact Details

### Lightnovo ApS

Blokken 11, 1.

3460 Birkerød

Denmark (DK)

+45 71 37 04 10

info@lightnovo.com

CVR: 40979603


## About Lightnovo

A spin-off from the Technical University of Denmark, Lightnovo was founded in 2019 by an enthusiastic team united by the goal of revolutionizing the field of Raman spectroscopy through innovative, high-performance solutions. Our mission is to develop and commercialize “Raman for all: democratize the power of high-end Raman spectroscopy for the benefit of mankind”.

**We aim to provide premium Raman spectrometers and microscopes with the world's smallest form factors without compromising the performance. With this innovation, Lightnovo addresses the need for portable, reliable field instruments at an affordable price.**

© 2026 Lightnovo ApS. All rights reserved

Scan to learn more about  
this and other products



Please consult your local sales  
representative for details